

**NEC**

ND-91650(E)  
ISSUE 1

# **NEAX 2400 IPX**

*Internet Protocol eXchange*

## **STATION USER'S GUIDE**

MARCH, 2002

NEC Corporation

## **LIABILITY DISCLAIMER**

NEC Corporation reserves the right to change the specifications, functions, or features, at any time, without notice.

NEC Corporation has prepared this document for use by its employees and customers. The information contained herein is the property of NEC Corporation and shall not be reproduced without prior written approval from NEC Corporation.

Copyright 2002

**NEC Corporation**

Printed in Japan

## TABLE OF CONTENTS

	Page		Page
SYMBOL .....	1	• Transferring Calls .....	4
ACCESS/CANCEL CODE.....	1	• Consultation Hold .....	5
TONE .....	2	• Call Pickup – Group.....	5
LIST OF OPERATIONS .....	2	• Step Call .....	5
HOW TO OPERATE .....	3	• Last Number Call .....	5
• Station to Station Calling .....	3	• Call Back.....	6
• To Call Attendant.....	3	• Call Forwarding All Calls or Busy Line/ Don't Answer .....	6
• Outgoing Calls .....	3	• Call Waiting.....	7
• Speed Calling .....	3	• Three-Way Calling .....	7
• Executive Right of Way.....	4	• Trunk Answer from Any Station .....	7
• Outgoing Trunk Queuing .....	4		

## SYMBOL

---



---

**STN No.** : Dial station number

 : Lift handset

**CODE** **XXX** : Dial XXX code

 : Replace handset

**TEL No.** : Dial outside telephone number

**HOOK** : Flash the switchhook once

## ACCESS/CANCEL CODE

---



---

	ACCESS CODE (AC)	CANCEL CODE (CC)		ACCESS CODE (AC)	CANCEL CODE (CC)
Speed Calling	<input type="text"/>		Outgoing Trunk Queuing (OGQ)	<input type="text"/>	
Call Pickup	<input type="text"/>	<input type="text"/>	Call Hold	<input type="text"/>	
Last Number Call	<input type="text"/>		Call Forwarding – All Calls	<input type="text"/>	<input type="text"/>
Call Back	<input type="text"/>	<input type="text"/>	Call Forwarding – Busy Line/ Don't Answer	<input type="text"/>	<input type="text"/>
Executive Right of Way	<input type="text"/>		Trunk Answer from Any Station	<input type="text"/>	

---

---

## PHONE TONES

---

---

Busy Tone ..... The number you have dialed is busy.  
Camp-On Tone..... You have a call waiting.  
Conference Tone..... Your Telephone is connected in a three-way calling.  
Dial Tone ..... Ready for dialing.  
Hold Tone..... You are holding the call.  
Howler Tone ..... Your telephone handset has been left off-hook.  
Reorder Tone ..... The number you have dialed is not available.

Ring Back Tone..... The station you have dialed is idle and ringing.  
Service Set Tone..... Activation of the service feature has been accepted.  
Special Dial Tone ..... Ready to initiate a special facility (After depressing function key wait for special dial tone before proceeding further).  
Fast Ring Signal..... You have an outside call.  
Normal Ring Signal..... You have an inside call.

---

---

## LIST OF OPERATIONS

---

---

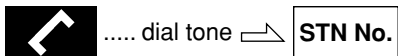
- Station to Station Calling
- To Call Attendant
- Outgoing Calls
- Speed Calling
- Executive Right of Way
- Outgoing Trunk Queuing
- Transferring Calls
- Consultation Hold
- Call Pickup-Group
- Step Call
- Last Number Call
- Call Back
- Call Forwarding All Calls or Busy Line/Don't Answer
- Call Waiting
- Three-Way Calling
- Trunk Answer from Any Station

## HOW TO OPERATE

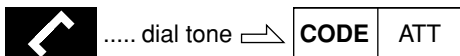
---

---

### STATION TO STATION CALLING

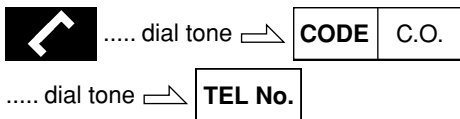


### TO CALL ATTENDANT



**Note:** *ATT: Attendant call code*

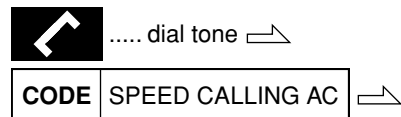
### OUTGOING CALLS



**Note:** *C.O.: Central Office*

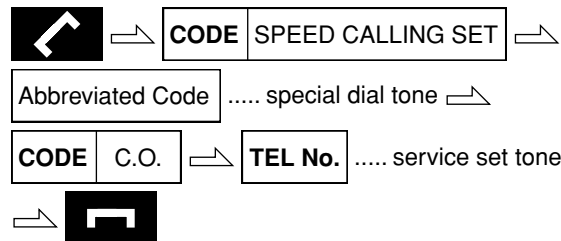
### SPEED CALLING

#### To Access




Abbreviated code

#### To Set



## EXECUTIVE RIGHT OF WAY

- Upon encountering a busy tone

**HOOK** ..... special dial tone 


**CODE** EXECUTIVE RIGHT OF WAY AC

Both parties receive intrusion tone

- \* Three way bridge is established.

## OUTGOING TRUNK QUEUING

- Upon encountering a trunk busy indication.


**HOOK** ..... receive special dial tone 



**CODE** OGQ AC ..... service set tone  

**Note:** *OGQ: Outgoing Trunk Queuing*

## OUTGOING TRUNK QUEUING (Continued)


- When busy trunk becomes available.


Your phone rings 


 ..... central office dial tone  **TEL No.**

## TRANSFERRING CALLS

- During a two party connection.

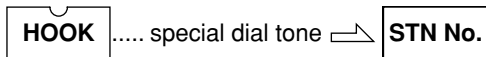
**HOOK** ..... special dial tone  **STN No.**

Called party answers 

Announce Transfer 

## CONSULTATION HOLD

Ask original party to Hold ⇐



- When the conversation is completed, called station replaces handset.

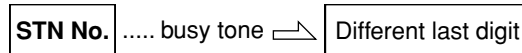
\* Original call is automatically reconnected.

## CALL PICKUP – GROUP



- \* The call is automatically connected to your telephone.

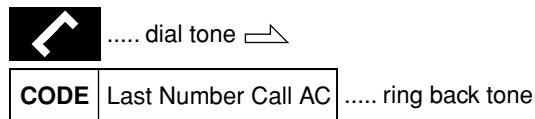
## STEP CALL



- \* The call to the new number is established.

**Example:** *If station 200 is busy, dial the digit “1” over the busy tone. Connection to station 201 established.*



## LAST NUMBER CALL



## CALL BACK

### To Set:

- Upon encountering a busy tone

 ..... special dial tone 



 ..... service set tone




- When called station becomes idle

Your phone rings   ..... ring back tone



### To Cancel


 ..... dial tone 



 ..... service set tone

## CALL FORWARDING ALL CALLS OR BUSY LINE/DON'T ANSWER

### To Set: To reroute incoming calls to the selected station.



 ..... dial tone 


 ..... special dial tone

- If forwarding is accepted:
  - \* Service set tone will be heard.
- If forwarding is denied:
  - \* Reorder tone will be heard.

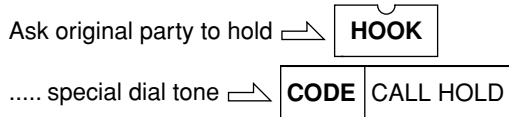
### To Cancel

 ..... dial tone 

 ..... service set tone

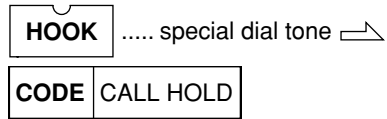
## CALL WAITING

- Upon encountering a Camp-On tone.




Connection to waiting call is established.

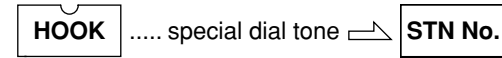
- To place waiting call on hold and return to original call.



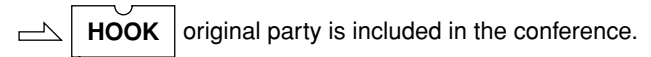
**Note:** *By repeating the above steps, you can alternately converse with both parties individually.*

## THREE-WAY CALLING

Ask original party to Hold 




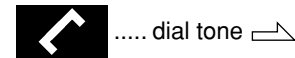
Called party answers  Announce Conference



\* Conference tone is heard.

## TRUNK ANSWER FROM ANY STATION

Night Service bell will be heard 



\* The call is automatically connected to your station.

**NEC**